

Open for Discovery



**William H. & Marion C. Alexander
Family Library (AFL)**
200 West 2nd Street
Hummelstown, PA 17036
717.566.0949

**Madeline L. Olewine
Memorial Library (MOM)**
2410 North 3rd Street
Harrisburg, PA 17110
717.232.7286

East Shore Area Library (ESA)
4501 Ethel Street
Harrisburg, PA 17109
717.652.9380

McCormick Riverfront Library (MRL)
101 Walnut Street
Harrisburg, PA 17101
717.234.4976

Elizabethville Area Library (EV)
80 North Market Street
Elizabethville, PA 17023
717.362.9825

Northern Dauphin Library (ND)
683 Main Street
Lykens, PA 17048
717.523.0340

Johnson Memorial Library (JOH)
799 East Center Street
Millersburg, PA 17061
717.692.2658

**DCLS.ORG
Your Ninth Library**
Open 24 hours a day, 7 days a week.
Visit now!
24/7 RENEWALS
Toll Free 1.877.709.2690

**George & Hettie Love
Memorial Library (LOV)
(formerly Kline Library)**
530 South 29th Street
Harrisburg, PA 17104
717.234.3934

MARCO
Your Exploration Station
Out and about in your community

Join our social media community

facebook.com/DCLS.PA

dcls.org/FBkids

dcls.org/FBadults

instagram.com/dcls_library

dcls.org/youtube

tiktok.com/@dcls_library



Newsletter

September 2025

Writing



Developed by our team of educators and librarians, Stepping Stones to Milestones is a cohesive storytime experience. We aim to help children get ready to start school and to position parents and caregivers as their child's first teacher. During storytime early literacy development is supported and modeled through these five practices.

1. Singing
2. Talking
3. Reading
4. Writing
5. Playing

These practices that build a rich literacy environment are easy to do and can be done anywhere.

A major factor in the development of early literacy skills, including writing, is social interactions with and observations of caregivers and other adults. Let your child see you writing. Add writing activities to

dramatic playtimes like providing paper and crayons for children to write a recipe or a grocery list when playing with a toy kitchen.



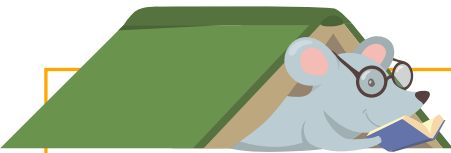
Try these songs and rhymes at home!

Babies: Frisky Squirrel
(To the tune of "The Grand Ol' Duke of York")
Oh, the frisky little squirrel (*Bounce baby gently on lap*)
He gathers nuts and seeds
He hides them for the winter months
So he'll have all he needs.
Refrain:
Oh up-up-up he goes (*Lift baby up*)
And down-down-down he comes (*Lower baby down*)
He runs around
Goes up-and-down (*Lift baby up and down*)
His work is never done.

Toddlers: Way Up High in the Apple Tree
Way up high in the apple tree (*stretch arms up high*)
Two red apples smiled at me (*hold up two fingers*)
I shook that tree as hard as I could (*make a shaking motion*)
Down came the apples... (*make a downward motion*)
And mmm, they were good! (*smile and rub stomach*)

Preschool: If You're A Pirate & You Know It
(To the tune of *If You're Happy & You Know It*)
If you're a pirate and you know it, swab the deck (*swish, swish*)
If you're a pirate and you know it, swab the deck (*swish, swish*)
If you're a pirate and you know it and you really want to show it
If you're a pirate and you know it, swab the deck (*swish, swish*)

Additional verses:
Walk the plank (*stomp, stomp*)
Say ahoy (*ahoy!*)



September Booklist

0-3 years

- 123 Count with Me* illustrations by Emily Bannister
- Playtime Rhymes* by Ailie Busby
- Red Leaf, Yellow Leaf* by Lois Ehlert
- Rocket's Leaf Pile* by Tad Hills
- The ABCs of Fall* by Jill Howarth
- Brownie & Pearl Go for a Spin* by Cynthia Rylant
- Whose Tail?* by Sue Tarsky

3-5 years

- Applesauce Day* by Lisa Amstutz
- I'm hungry ; ¡Tengo hambre!* by Angela Dominguez.
- A Very Big Fall* by Emmy Kastner
- Lola at the Library* by Anna McQuinn
- One Leaf, Two Leaves, Count with Me!* by John Micklos Jr.
- How to Send a Hug* by Hayley Rocco
- Better Together!* by Amy Robach and Andrew Shue



One of the important connections that come with beginning writing is helping children become aware that writing is talk that is written down.



Early writing skills begins in infancy when babies begin to build the fine motor skills needed to write. There are varied activities that build finger strength and motor skills. Here are a few you can do at home.

- Have children grasp and hold toys like rattles and shaky eggs.
- Provide blocks and other building toys for children to explore.
- Do fingerplays together like “Where is Thumbkin?” Encourage children to move each finger individually as you do the rhyme.
- Provide time throughout the day for children to draw, scribble, and write.
- Encourage early art play.
- Display your child’s artwork.
- Paint with water on the sidewalk.
- Play with playdough.
- Help your child trace lines with their pointer finger.



September 2025 Stepping Stones to Milestone Schedule of programs
Session 6 is September 20 to October 25
Registration opens on September 8, 2025 at 10:00 AM









Monday	Tuesday	Wednesday	Thursday	Friday	Saturday
All Ages Storytime 9:30 AM ESA	Born to Read 9:30 AM ESA	Toddler Storytime 9:30 AM ESA	Preschool Storytime 10:15 AM LOV	Preschool Storytime 9:15 AM ESA	
Toddler Storytime 10:15 EV	Born to Read 10:15 AM EV	Born to Read 10:15 AM AFL	Preschool Storytime 10:15 AM AFL	All Ages Storytime 10:15 AM ND	
	Toddler Storytime 10:15 AM AFL	Toddler Storytime 10:15 AM EV	Preschool Storytime 10:15 AM EV	Born to Read 10:15 AM LOV	
	Toddler Storytime 10:15 AM LOV	Toddler Storytime 11:00 AM ESA		Born to Read 10:30 AM ESA	
	Preschool Storytime 11:00 AM ESA				

Mess Free Painting

Use an empty plastic jar like one from a large jar of peanut butter, some beans, some washable paint, and a sheet of paper or card stock cut to fit inside the jar. Add a few drops of paint to the bottom of the jar, add a handful of the beans, and carefully place the paper inside so it wraps around the sides. Close the lid tightly and have children shake the jar. Remove the paper after they are done shaking and allow to the paint to dry.

September 2025 Early Literacy Activity Calendar

Activities in bold print are for all ages. Activities in plain text are good to share with preschoolers.

Sunday	Monday	Tuesday	Wednesday	Thursday	Friday	Saturday
	1 Read a book highlighting an occupation.	2 September begins with letter S. Name five other words that begin with S.	3 Use blocks to build a skyscraper as it is National Skyscraper Day!	4 Make a puppet of a wild animal. 	5 Make a cheese pizza together. Discuss the steps needed and the order of those steps.	6 Write or trace your name. 
7 Call or visit your grandparents and share what is going on in your life.	8 Visit the Library! 	9 Invite your teddy bears or other stuffed animals to a pretend picnic.	10 Poke some straws into play dough. Children thread tube pasta onto the straws.	11 Draw large letters on the ground or on newspaper. Drive toy cars tracing the letters.	12 Collect stones and rocks. Count how many you find and sort by size.	13 Create a fall sensory bin using items like leaves, acorns, mini squash, etc.
14 Recite "Way Up High in the Apple Tree." See the newsletter for the words.	15 Tell your child a story about your first day of school.	16 Happy Birthday Julia Donaldson. Read a book by this author.	17 Use popping corn and a small plastic bottle to make a shaker. Use shakers as you sing favorite songs.	18 Sign up for a library card during National Library Card Sign-up Month.	19 Aaaarh! Talk like a pirate today. 	20 It's National Dance Day. Together make up some steps and dance along with your child's favoring music.
21 Find a picture of a school bus. Count how many windows you see. 	22 Go on a walk and collect leaves from the ground. Name the colors of the leaves you find.	23 Seal some paint in autumn colors in a zipper bag. Draw a tree. Children squish the bag to mix the paint.	24 Gather acorns. Tape empty cardboard tubes to a box to make slides. Have children roll acorns down the slides landing inside the box.	25 What rhymes with fall? Ask your child to name as many words as they can. 	26 Talk about your favorite fall things. 	27 Happy Birthday Bob Staake. Read a book illustrated by him.
28 Visit the library! 	29 Draw a picture of a dog.	30				