

# Open for Discovery

 Free WIFI

**William H. & Marion C. Alexander  
Family Library (AFL)**  
200 West 2nd Street  
Hummelstown, PA 17036  
717.566.0949

**East Shore Area Library (ESA)**  
4501 Ethel Street  
Harrisburg, PA 17109  
717.652.9380

**Elizabethville Area Library (EV)**  
80 North Market Street  
Elizabethville, PA 17023  
717.362.9825

**Johnson Memorial Library (JOH)**  
799 East Center Street  
Millersburg, PA 17061  
717.692.2658

**George & Hettie Love  
Memorial Library (LOV)  
(formerly Kline Library)**  
530 South 29th Street  
Harrisburg, PA 17104  
717.234.3934

**Madeline L. Olewine  
Memorial Library (MOM)**  
2410 North 3rd Street  
Harrisburg, PA 17110  
717.232.7286


**McCormick Riverfront Library (MRL)**  
101 Walnut Street  
Harrisburg, PA 17101  
717.234.4976

**Northern Dauphin Library (ND)**  
683 Main Street  
Lykens, PA 17048  
717.523.0340

**DCLS.ORG**  
**Your Ninth Library**  
Open 24 hours a day, 7 days a week.  
Visit now!  
24/7 RENEWALS  
Toll Free 1.877.709.2690

**MARCO**  
Your Exploration Station  
Out and about in your community

## Join our social media community

 facebook.com/DCLS.PA  
dcls.org/FBkids  
dcls.org/FBadults

 instagram.com/dcls\_library

 dcls.org/youtube

 tiktok.com/@dcls\_library



**Stepping Stones  
to Milestones**

# Newsletter

July 2025

**Talking**

Hello!



**D**eveloped by our team of educators and librarians, Stepping Stones to Milestones is a cohesive storytime experience. We aim to help children get ready to start school and to position parents and caregivers as their child's first teacher. During storytime early literacy development is supported and modeled through these five practices.

1. Singing
2. Talking
3. Reading
4. Writing
5. Playing

These practices that build a rich literacy environment are easy to do and can be done anywhere.

**Children benefit when adults describe the world, narrate their own actions, and detail what children are doing when they work or play.**

Also, children learn language by engaging in purposeful, back-and-forth conversations with adults, so give your children lots of opportunities to talk with you, not just listen while you talk. Extend the conversation by repeating your child's comments and add on to what they say using new vocabulary.



## Try these songs or rhymes at home!

**Babies: There Was a Little Grasshopper**  
*While supporting baby, gently bounce them on your lap to the rhythm of the chant.*

There was a little grasshopper,  
Always on the jump.  
Because he never looked ahead,  
He always went 'Bump!' (*gently drop baby between legs*)

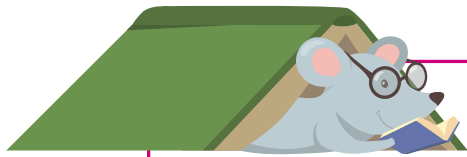
**Toddlers: The Waves on the Beach**  
(Tune of *The Wheels on the Bus*)

The waves on the beach go in and out (*arms swoop back and forth in front of you*)  
In and out, in and out  
The waves on the beach go in and out  
All day long!

*Additional verses:*  
The crabs on the beach go pinch, pinch, pinch... (*pinch fingers and thumbs together*)  
The clams on the beach go open and shut... (*hands cup together vertically and open/shut on a hinge*)  
The kids on the beach go splash, splash, splash... (*slap hands downward*)

**Preschool: Movement Rhyme: Bumblebee, Bumblebee**  
(*point to body parts as you say them*)

Bumblebee, bumblebee, landing on my nose  
Bumblebee, bumblebee, now he's on my toes  
On my arms, on my legs, on my elbows!  
Bumblebee, bumblebee, he lands and then he goes! Buzzzzzzzz!



# July Booklist

## 0-3 years

**Love You Head to Toe** by Ashley Barron  
**In the Tall, Tall Grass** by Denise Fleming  
**You're the Sprinkles on my Ice Cream** by Laura Gehl  
**Insects** by Emmy Kastner  
**Where Do Diggers Take Vacation?** by Brianna Caplan Slade  
**Peter Hops Aboard: A Peter Rabbit Tale** by Katie Woolley

## 3-5 years

**Lupita's Hurricane Palomitas** by Alexandra Alessandri  
**Amah Faraway** by Margaret Chiu  
**Pete the Cat Screams for Ice Cream!** by Kimberly and James Dean  
**Bedtime for Sweet Creatures** by Nikki Grimes  
**Light Speaks** by Christine Layton  
**Families** by Shelley Rotner  
**Vacation for Dexter!** By Lindsay Ward



# Opportunities to chat with your children


- o While in the car
- o During bath time
- o During meals
- o Before bedtime
- o While making dinner
- o During playtime
- o While doing household chores
- o During storytime



# Summer Clothes

(tune: "The Farmer in the Dell")

I like to wear my shorts  
I like to wear my shorts  
In the summer when it's hot  
I like to wear my shorts.



I like to wear my t-shirt  
I like to wear my t-shirt  
In the summer when it's hot  
I like to wear my t-shirt.

I like to wear my swimsuit  
I like to wear my swimsuit  
In the summer when it's hot  
I like to wear my swimsuit.



I like to wear my flip-flops  
I like to wear my flip-flops  
In the summer when it's hot  
I like to wear my flip-flops.

Don't have to wear a coat  
Don't have to wear a coat  
In the summer when it's hot  
Don't have to wear a coat.



Discuss other clothes that you don't need to wear in the summer.

July 2025 Stepping Stones to Milestone Schedule of programs  
Second summer session is July 13 to August 16  
Registration opens on June 30, 2025 at 10:00 AM

Monday	Tuesday	Wednesday	Thursday	Friday	Saturday
<b>All Ages Storytime</b> 9:30 AM ESA	<b>Born to Read</b> 9:30 AM ESA	<b>Toddler Storytime</b> 9:30 AM ESA	<b>All Ages Storytime</b> 10:15 AM LOV	<b>Preschool Storytime</b> 9:15 AM ESA	
<b>Toddler Storytime</b> 10:15 EV	<b>Born to Read</b> 10:15 AM EV	<b>Toddler Storytime</b> 10:15 AM EV	<b>Preschool Storytime</b> 10:15 AM AFL	<b>All Ages Storytime</b> 10:15 AM ND	
	<b>Toddler Storytime</b> 10:15 AM AFL	<b>Born to Read</b> 10:15 AM AFL	<b>Preschool Storytime</b> 10:15 AM EV	<b>Born to Read</b> 10:15 AM LOV	
	<b>Toddler Storytime</b> 10:15 AM LOV	<b>Toddler Storytime</b> 11:00 AM ESA		<b>Born to Read</b> 10:30 AM ESA	
	<b>Preschool Storytime</b> 11:00 AM ESA				











# Fireworks

Fireworks go snap, snap, snap  
Crack, crack, crack.  
Zap, zap, zap  
Fireworks make me go clap, clap  
On the Fourth of July.

<https://www.youtube.com/watch?v=mVFTjO3Lo-g>

# July 2025 Early Literacy Activity Calendar

Activities in bold print are for all ages. Activities in plain text are good to share with preschoolers.

Sunday	Monday	Tuesday	Wednesday	Thursday	Friday	Saturday
		<b>1</b> July begins with J. Name 5 other words that begin with J.  <b>J</b>	<b>2</b> Baby sensory “fireworks”. Spread some baby yogurt on a foil-lined tray. Add some red and blue food coloring and let your child explore.	<b>3</b> Sing the “Fireworks” song by the Kiboomers. See Newsletter for lyrics.	<b>4</b> Draw a picture of fireworks for Independence Day!  	<b>5</b> It is National Graham Cracker Day. Make a snack using these crackers.
<b>6</b> Write the numbers 1-10 on index cards then hide them around the house. Children find cards and place in order.	<b>7</b> Visit the Library!  	<b>8</b> It is National Freeze Pop Day! Enjoy a freezer pop that you make by freezing your favorite juice.	<b>9</b> Talk about what you like best about summer.  	<b>10</b> Teach your child a simple word like “the.” Then go on a hunt for that word in your favorite picture books.	<b>11</b> Take turns humming the tunes of familiar children’s songs and guessing the name of the songs.	<b>12</b> Make a paper bag puppet as it is National Paper Bag Day!
<b>13</b> ABCD-Name an insect for that begins with each of these letters.	<b>14</b> Count how many windows are in your house or on the first floor.	<b>15</b> Recite “Bumble Bee, Bumble Bee.” Find the rhyme in the newsletter.  	<b>16</b> Get outside and explore nature. Take a walk and look for plants and animals in the surroundings.	<b>17</b> Visit the Library and check-out a nonfiction book.  	<b>18</b> Happy Birthday Felicia Bond. Read the book, “If You Give a Mouse a Cookie.”	<b>19</b> Sing your favorite nursery rhymes as you play in the pool or sprinklers.  
<b>20</b> Plan a picnic lunch by making a list of the foods you will include.	<b>21</b> Use sidewalk chalk to draw insects or fireworks.	<b>22</b> Use a paintbrush and a bucket of water to paint your name on the sidewalk or driveway.	<b>23</b> Make paper ice cream cones and write the number of scoops you add.	<b>24</b> Draw waves and zigzags on paper then use scissors to cut along the lines.  	<b>25</b> Go to the playground to swing and explore the concepts of high and low.	<b>26</b> Go on a hunt around the house for items that start with the first letter of your child’s name.
<b>27</b> Sort playing cards by color or by suit.	<b>28</b> Share a rhyming poem with your child.	<b>29</b> Read a book about a wild animal.	<b>30</b> Visit the Library!  	<b>31</b> Peel an orange and count the number of sections inside.		