

## Open for Discovery



**William H. & Marion C. Alexander  
Family Library (AFL)**  
200 West 2nd Street  
Hummelstown, PA 17036  
717.566.0949

**East Shore Area Library (ESA)**  
4501 Ethel Street  
Harrisburg, PA 17109  
717.652.9380

**Elizabethville Area Library (EV)**  
80 North Market Street  
Elizabethville, PA 17023  
717.362.9825

**Johnson Memorial Library (JOH)**  
799 East Center Street  
Millersburg, PA 17061  
717.692.2658

**George & Hettie Love  
Memorial Library (LOV)  
(formerly Kline Library)**  
530 South 29th Street  
Harrisburg, PA 17104  
717.234.3934

**Madeline L. Olewine  
Memorial Library (MOM)**  
2410 North 3rd Street  
Harrisburg, PA 17110  
717.232.7286

**McCormick Riverfront Library (MRL)**  
101 Walnut Street  
Harrisburg, PA 17101  
717.234.4976

**Northern Dauphin Library (ND)**  
683 Main Street  
Lykens, PA 17048  
717.523.0340

**DCLS.ORG  
Your Ninth Library**  
Open 24 hours a day, 7 days a week.  
Visit now!  
24/7 RENEWALS  
Toll Free 1.877.709.2690

**MARCO**  
Your Exploration Station  
Out and about in your community

## Join our social media community

[facebook.com/DCLS.PA](https://facebook.com/DCLS.PA)

[dcls.org/FBkids](https://dcls.org/FBkids)

[dcls.org/FBadults](https://dcls.org/FBadults)

[instagram.com/dcls\\_library](https://instagram.com/dcls_library)

[dcls.org/youtube](https://dcls.org/youtube)

[tiktok.com/@dcls\\_library](https://tiktok.com/@dcls_library)

## Stepping Stones to Milestones

## Newsletter

June 2025

Singing



**D**eveloped by our team of educators and librarians, Stepping Stones to Milestones is a cohesive storytime experience. We aim to help children get ready to start school and to position parents and caregivers as their child's first teacher. During storytime early literacy development is supported and modeled through these five practices.

### 1. Singing

### 2. Talking

### 3. Reading

### 4. Writing

### 5. Playing

These practices that build a rich literacy environment are easy to do and can be done anywhere.

## Make a homemade kazoo.

Cover the end of a cardboard tube from a paper towel or toilet paper roll with wax paper and secure it with a rubber band. Poke a hole in the side of the cardboard tube with using a sharp pencil or other tool with a sharp point. Put the open end of the tube up to your mouth and hum (or say "do") over and over to make the kazoo sound. You can decorate your kazoo with paint or other craft supplies.



## Try these songs and rhymes at home!

### Babies: See Saw

(Lift little ones up and lower them on the exact words)

See saw  
Up and down  
In the sky and  
On the ground

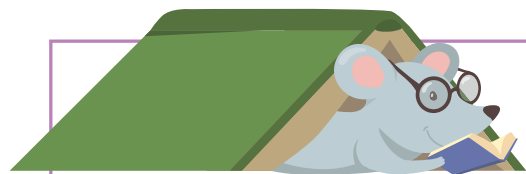
*Repeat*

### Toddlers: Shaker Eggs are Up Sung to "Tommy Thumb"

Shakers eggs are up and shaker eggs are down.  
Shaker eggs are dancing all around the town.  
Dancing on my shoulder, dancing on my head.  
Dancing on knees, then tuck them into bed!

### Preschool: At the Playground Sung to: "Twinkle, Twinkle Little Star"

At the playground with my friends  
I play tag or catch a ball.  
Then I climb the slide's ladder,  
Before zooming down to the ground.  
At the playground with my friends,  
I enjoy the swings and see-saw.



## June Booklist

### 0-3 years

**Dear Zoo** by Rod Campbell

**Maisy Learns to Swim** by Lucy Cousins

**Ten Little Fingers and Ten Little Toes** by Mem Fox

**Duck and Goose Go to the Beach** by Tad Hills

**Hello, Garden Bugs: A High-Contrast Book** by Julissa Mora

**My Love for You** by Lisa Varchol Perron

### 3-5 years

**Firefly Home** by Jane Clarke

**Picnic** by Emily Arnold McCully

**The Watermelon Seed** by Greg Pizzoli

**On the First Day of Summer Vacation** by Tish Rabe

**Hiking Day** by Anne Rockwell

**Aqua Boy** by Ken Wilson-Max

**Love, Dad: Inspiring Notes from Fathers to Kids**  
by Dr. Joel Warsh & Andrew Gardner



## Listening to and reciting nursery rhymes and songs

helps children become aware of the smaller sounds in words as well as helping children hear the rhythms and rhymes of language. The repetition found in children's songs helps teach children language. Make singing a part of transitions like




diaper changes, washing hands before a meal, or putting away the toys.

## Share a book based on a song.



*Baby Shark, Doo Doo Doo Doo Doo Doo = Bebé Tiburón, Duu duu duu duu duu duu /*  
art by John John Bajet ; translated by Abel Berriz.



*One, Two, Buckle My Shoe* by Jane Cabrera



*Over in the Jungle: A Rainforest Rhyme*  
by Marianne Berkes and illustrated by Jeanette Canyon

## 2025 Stepping Stones to Milestone Schedule of programs Second summer session July 13- August 16 Registration opens on June 30 at 10:00 AM




Monday	Tuesday	Wednesday	Thursday	Friday	Saturday
<b>All Ages Storytime</b> 9:30 AM ESA	<b>Born to Read</b> 9:30 AM ESA	<b>Toddler Storytime</b> 9:30 AM ESA	<b>All Ages Storytime</b> 10:15 AM LOV	<b>Preschool Storytime</b> 9:15 AM ESA	
<b>Toddler Storytime</b> 10:15 AM EV	<b>Born to Read</b> 10:15 AM EV	<b>Toddler Storytime</b> 10:15 AM EV	<b>Preschool Storytime</b> 10:15 AM AFL	<b>All Ages Storytime</b> 10:15 AM ND	
	<b>Toddler Storytime</b> 10:15 AM AFL	<b>Born to Read</b> 10:15 AM AFL	<b>Preschool Storytime</b> 10:15 AM EV	<b>Born to Read</b> 10:15 AM LOV	
	<b>Toddler Storytime</b> 10:15 AM LOV	<b>Toddler Storytime</b> 11:00 AM ESA		<b>Born to Read</b> 10:30 AM ESA	
	<b>Preschool Storytime</b> 11:00 AM ESA				

Join the Summer Reading Challenge.  
Log your reading and earn prizes.



# June 2025 Early Literacy Activity Calendar

Activities in bold print are for all ages. Activities in plain text are good to share with preschoolers.

Sunday	Monday	Tuesday	Wednesday	Thursday	Friday	Saturday
<b>1</b> <b>Join the Summer Reading Challenge at the library!</b>	<b>2</b> June begins with letter J. Name other words that begin with J.	<b>3</b> <b>It is repeat day. Make sounds and see if your child can repeat them.</b>	<b>4</b> <b>Read a book with a cat character.</b> 	<b>5</b> How many words that rhyme with June can you name?	<b>6</b> <b>Visit the Library in person or online!</b> 	<b>7</b> <b>Sing the ABC song in different ways. Fast, slow, loud, soft, or using a silly voice.</b>
<b>8</b> It is World Ocean Day! Draw a picture of an ocean animal.	<b>9</b> Have fun with hats. Put on different hats and pretend play different roles.	<b>10</b> Since it is Ball Point Pen Day, write your name using a ball point pen.	<b>11</b> <b>Happy Birthday Robert Munsch. Read a book by this author.</b>	<b>12</b> Go to a playground to play outside.	<b>13</b> Use playdough to make letters. <b>a b c d</b>	<b>14</b> It is Flag Day! Count the number of stripes on the American Flag.
<b>15</b> <b>Happy Father's Day. Read a book about a dad.</b>	<b>16</b> Draw the numbers 1 through 5 and encourage children to color them. <b>1,2,3,4,5</b>	<b>17</b> <b>Listen to different kinds of music</b> 	<b>18</b> It is National Go Fishing Day! Have children "go fishing" for objects of a certain shape from around the house.	<b>19</b> It's Juneteenth! Serve green and red foods. Have children name other foods that are green or red.	<b>20</b> Does it sink or float? Fill a dishpan with water. Collect several small items and predict which will sink then test your hypothesis.	<b>21</b> <b>Enjoy some wet fun on the first day of summer. Play spray bottle freeze tag.</b>
<b>22</b> <b>Sing "At the Playground." See the newsletter for the lyrics.</b>	<b>23</b> Use sidewalk chalk to write your name.	<b>24</b> <b>Go the library together and ask the children's librarian for rhyming books.</b>	<b>25</b> <b>Happy birthday Eric Carle. Make a picture of the Very Hungry Caterpillar.</b>	<b>26</b> <b>Make up a song with the child's name in it.</b>	<b>27</b> Take a selfie of yourself wearing sunglasses. Explain how sunglasses keep your child's eyes safe.	<b>28</b> Encourage your child to act out the story you are reading.
<b>29</b> Go for a walk. Look at the world around you and name the objects in the environment.	<b>30</b> It's handshake day. Invent a special handshake with your child.					