

Open for Discovery

 Free WiFi

William H. & Marion C. Alexander Family Library (AFL)
200 West 2nd Street
Hummelstown, PA 17036
717.566.0949

Madeline L. Olewine Memorial Library (MOM)
2410 North 3rd Street
Harrisburg, PA 17110
717.232.7286

East Shore Area Library (ESA)
4501 Ethel Street
Harrisburg, PA 17109
717.652.9380

McCormick Riverfront Library (MRL)
101 Walnut Street
Harrisburg, PA 17101
717.234.4976

Elizabethville Area Library (EV)
80 North Market Street
Elizabethville, PA 17023
717.362.9825

Northern Dauphin Library (ND)
683 Main Street
Lykens, PA 17048
717.523.0340

Johnson Memorial Library (JOH)
799 East Center Street
Millersburg, PA 17061
717.692.2658

DCLS.ORG
Your Ninth Library
Open 24 hours a day, 7 days a week.
Visit now!
24/7 RENEWALS
Toll Free 1.877.709.2690

George & Hettie Love Memorial Library (LOV)
(formerly Kline Library)
530 South 29th Street
Harrisburg, PA 17104
717.234.3934

MARCO
Your Exploration Station
Out and about in your community

Join our social media community

 facebook.com/DCLS.PA

 dcls.org/youtube

dcls.org/FBkids

 tiktok.com/@dcls_library

dcls.org/FBadults

 instagram.com/dcls_library




Newsletter

May 2025

Playing

Stepping Stones to Milestones



Developed by our team of educators and librarians, Stepping Stones to Milestones is a cohesive storytime experience. We aim to help children get ready to start school and to position parents and caregivers as their child's first teacher. During storytime early literacy development is supported and modeled through these five practices.

1. Singing
2. Talking
3. Reading
4. Writing
5. Playing

These practices that build a rich literacy environment are easy to do and can be done anywhere.

Create play environments that support literacy-enriched play.

A restaurant play center could have a wall sign with the name of the restaurant, menus, name tags, and notepads for taking orders.

A grocery store play center could have labeled food boxes and containers, grocery lists, coupons and books about grocery shopping.

Try these songs and rhymes at home!

Babies: Toast in the Toaster

I'm toast in the toaster.
I'm getting very hot.
Tick tock, tick tock,
Up I pop! (lift)
Repeat

Toddlers: "Watch It Bloom"

Here is a green leaf	(hold out one palm)
And here is a green leaf	(hold out other palm)
That, you see, makes two	(hold up two fingers)
Here is a bud	(cup hands together)
That makes it a flower	(slowly open hands)
Watch it bloom for you	(slowly open hands)

Preschool: Mommy, Mommy

Mommy, mommy, lets sweep the floor.
(pretend to sweep)

Mommy, mommy, let's go to the store.
(Pretend to drive)

Mommy, mommy, let's bake a cake.
(Pretend to mix)


Mommy, mommy, let's take a break.
(Wipe brow)

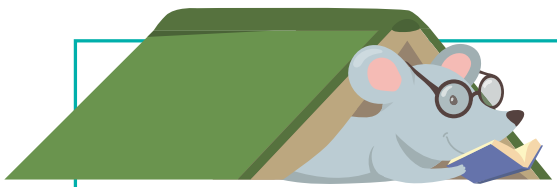
Mommy, mommy, loves me so.
(Draw heart in air)

Mommy, mommy, watch me grow.
(Stretch arms up high)

Mommy, mommy, turn out the light.
(Make click sound)

Mommy, mommy, say good night.
(Rest head on hands)





May Booklist

0-3 years

- Goodnight Moon** by Margaret Wise Brown
- Playtime Rhymes** by Ailie Busby
- Stroller Ecology** by Jill Esbaum
- Look Twice** by Giuliano Ferri
- All Kinds of Kisses** by Nancy Tafuri
- Me and My Mama** by Carole Boston Weatherford

3-5 years

- Sheep Count Flowers** by Micaela Chirif
- My Day with Mom** by Rae Crawford
- Don't Touch That Flower** by Alice Hemming
- A Color of His Own** by Leo Lionni
- Sunny Wants to Play** by Katty Maurey
- You Can't Catch Me!** By Catherine Rayner
- Mama Hug** by Emma Straub



What games did you play when you were a child? Did you play one of these:

- Duck, Duck, Goose
- Freeze Tag
- Red Light, Green Light
- Hide and Seek
- Chutes and Ladders
- Go Fish

Pick a favorite to play with your little one.



Try one of these games:

1. Name that sound: Play a sound on the computer or phone. The sound can be an animal sound, vehicle sound, or any other. Ask the children guess what the sounds are.
2. Thumbs up or Thumbs down: Tell your child two words or show them two objects. Have your child put thumbs up if both words start with the same sound and thumbs down if they do not.
3. Bring me something that begins with a _____. Player one asks player two to find something that begins with a specific letter sound. Player two brings an item. Player two then gets a turn to ask player one to bring an item that begins with a specified sound.
4. What's in the bag? A player puts a mystery object in a bag. The other players get three hints to help them guess what the mystery item is. Extra clues can be given if needed.

June 2025 Stepping Stones to Milestone Schedule of programs
First summer session June 1- July 5
Registration opens on May 19, 2025 at 10:00 AM

Monday	Tuesday	Wednesday	Thursday	Friday	Saturday
All Ages Storytime 9:30 AM ESA	Born to Read 9:30 AM ESA	Toddler Storytime 9:30 AM ESA	All Ages Storytime 10:15 AM LOV	Preschool Storytime 9:15 AM ESA	
Toddler Storytime 10:15 AM EV	Born to Read 10:15 AM EV	Toddler Storytime 10:15 AM EV	Preschool Storytime 10:15 AM AFL	All Ages Storytime 10:15 AM ND	
	Toddler Storytime 10:15 AM AFL	Born to Read 10:15 AM AFL	Preschool Storytime 10:15 AM EV	Born to Read 10:15 AM LOV	
	Toddler Storytime 10:15 AM LOV	Toddler Storytime 11:00 AM ESA		Born to Read 10:30 AM ESA	
	Preschool Storytime 11:00 AM ESA				

Join the Summer Reading Challenge. Log your reading and earn prizes. Registration begins June 1, 2025.









LEVEL UP AT YOUR LIBRARY

iREAD
BY LIBRARIANS FOR LIBRARIANS



May 2025 Early Literacy Activity Calendar

Activities in bold print are for all ages. Activities in plain text are good to share with preschoolers.

Sunday	Monday	Tuesday	Wednesday	Thursday	Friday	Saturday
				1 Learn to ride a bike or a tricycle today. 	2 Take turns saying as many words as you can that rhyme with May.	3 Visit the library! 
4 May the fourth be with you. Read a book based on the Star Wars movies.	5 It is National Astronaut Day. Use a paper plate to make an astronaut helmet.	6 Talk about words that begin with the letter M.	7 At snack time, count the number of crackers, pretzels, or fruits you are eating.	8 Do a puzzle. 	9 Make a card to give to your mother or another special woman in your life.	10 Use masking tape to make different shapes on the floor. Have children match paper shapes to the tape shapes.
11 Sing the Alphabet Song. 	12 Draw a picture of your favorite outside activity. 	13 Read a book that has pictures of a variety of animals. Have your children make the sounds those animals make.	14 Do the Chicken Dance! 	15 Recite one of the rhymes in this newsletter.	16 More or Fewer? Use two small bowls or boxes of the same size. Pour chosen items into each bowl and ask child which has more or fewer.	17 Use small boxes, blocks, or other toys to play a stacking game. Discuss what happens when the stack falls.
18 It's World Baking Day. Mix up your favorite cookie batter and bake up a yummy snack together.	19 Build vocabulary by highlighting and defining words in a book you are reading.	20 Look at a clock face and name the numbers you see. 	21 Make and place labels on common items around the house. Door, chair, ball, and closet are a few examples.	22 Draw letters on the sidewalk with chalk. ABC	23 Happy birthday Margaret Wise Brown. Read a book by this author.	24 Play a favorite children's song and clap or tap along to the beat.
25 Visit the Library! 	26 It's Memorial Day! Use red, white, and blue colors to make a banner or flag.	27 Act out something from the story that you are reading.	28 Use water and paintbrushes to "paint" your name or make a picture on the sidewalk or driveway.	29 Read a book that has an alligator as a character. 	30 Taste a new food. Is it sweet, salty, or sour?	31 Do something that makes you smile. 