

Your Place To Belong



William H. & Marion C. Alexander Family Library (AFL)
200 West 2nd Street
Hummelstown, PA 17036
717.566.0949

East Shore Area Library (ESA)
4501 Ethel Street
Harrisburg, PA 17109
717.652.9380

Elizabethville Area Library (EV)
80 North Market Street
Elizabethville, PA 17023
717.362.9825

Johnson Memorial Library (JOH)
799 East Center Street
Millersburg, PA 17061
717.692.2658

Kline Library (KL)
530 South 29th Street
Harrisburg, PA 17104
717.234.3934

Madeline L. Olewine Memorial Library (MOM)
2410 North 3rd Street
Harrisburg, PA 17110
717.232.7286

McCormick Riverfront Library (MRL)
101 Walnut Street
Harrisburg, PA 17101
717.234.4976

Northern Dauphin Library (ND)
683 Main Street
Lykens, PA 17048
717.523.0340

DCLS.ORG
Your Ninth Library
Open 24 hours a day, 7 days a week.
Visit now!
24/7 RENEWALS
Toll Free 1.877.709.2690

MARCO
Your Exploration Station
Out and about in your community

Join our social media community

facebook.com/DCLS.PA

dcls.org/FBkids

dcls.org/FBadults

twitter.com/dcls_library

instagram.com/dcls_library

dcls.org/youtube

tiktok.com/@dcls_library



Stepping Stones to Milestones

Newsletter

May 2024

Reading



Developed by our team of educators and librarians, Stepping Stones to Milestones is a cohesive storytime experience. We aim to help children get ready to start school and to position parents and caregivers as their child's first teacher. During storytime early literacy development is supported and modeled through these five practices.

1. Singing
2. Talking
3. Reading
4. Writing
5. Playing

These practices that build a rich literacy environment are easy to do and can be done anywhere.

One of the most important things parents can do to help their children build reading skills is to read aloud to them often. Aim for reading aloud at least once every day. The more children are exposed to reading aloud, the better they get at reading comprehension and pronouncing words.

Try these songs and rhymes at home!

Babies: "Cheek Chin"

Cheek chin cheek chin cheek chin, nose (touch baby's nose)
Cheek chin cheek chin cheek chin, toes (touch baby's toes)
Cheek chin cheek chin, up baby goes! (lift baby)

Toddlers: Sometimes Mom

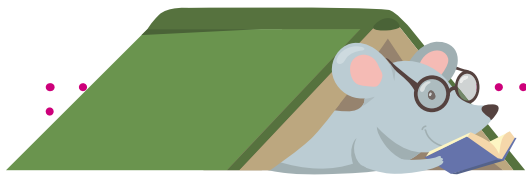
Tune: Twinkle, twinkle little star

Sometimes, Mom says, "Don't do this,"
Sometimes, Mom says, "Don't do that,"
She still loves me, yes, that I know.
Why? Because she tells me so.
Sometimes, Mom says, "Let's do this!"
Sometimes, Mom says, "Kiss, kiss, kiss!"

Preschool: Sing a Song of Flowers

Sung to: "Sing a Song of Sixpence"

Sing a song of flowers, flowers all around.
Flowers that are growing, growing in the ground
Flowers of each color make a pretty view.
Red and orange and yellow.
And blue and purple, too.



May Booklist

0-3 years

- Do Mommies Ever Sleep?* by Kim Howard
- Here Comes Mother Goose* edited by Iona Opie
- She is Mama* by Mackenzie Porter
- Me and My Mama* by Carole Boston Weatherford
- Kiss Kiss!* By Margaret Wild & Bridget Strevens-Marzo

3-5 years

- Is Your Mama a Llama?* by Deborah Guarino
- Hush! : A Thai Lullaby* by Minfong Ho
- Kikuchi's Sushi* by Myong Sook Jeong
- 'Ohana Means Family* by Ilima Loomis
- Always With You, Always With Me* by Kelly Rowland and Jessica McKay
- Someday* by Stephanie Stansbie
- An Apple Pie for Dinner* retold by Susan VanHecke



Does your child have a favorite book that is asked for repeatedly?

Repetition helps children build language skills, so go ahead and repeat, repeat, repeat your child's favorite stories. The good news is that you can add a book each time you read it to your child's 1000 Books Before Kindergarten logs. Visit The Library's website to learn more about 1000 Books Before Kindergarten and to register.



Match the word to the picture.



sock



star



cat



car

June 2024 Stepping Stones to Milestones Schedule Session 4 | June 3, 2024 – July 6, 2024

Monday	Tuesday	Wednesday	Thursday	Friday	Saturday
All Ages Storytime 9:30 AM ESA	Born to Read 9:30 AM ESA	Toddler Storytime 9:30 AM ESA	All Ages Storytime 10:15 AM KL	Preschool Storytime 9:15 AM ESA	
Toddler Storytime 10:15 AM EV	Born to Read 10:15 AM EV	Toddler Storytime 10:15 AM EV	Preschool Storytime 10:15 AM AFL	All Ages Storytime 10:15 AM ND	
Cruise into Kindergarten 11:00 AM ESA	Toddler Storytime 10:15 AM AFL	Born to Read 10:15 AM AFL	Preschool Storytime 10:15 AM EV	Born to Read 10:30 AM ESA	
	Toddler Storytime 10:15 AM KL	Toddler Storytime 11:00 AM ESA	<p>All-Ages Storytimes are coming to the Johnson Memorial Library this summer. Join us on Tuesday mornings at 10:30 AM beginning June 18th and ending on July 2nd. Registration is required.</p>		
	Preschool Storytime 11:00 AM ESA				

Adventure Begins at Your Library June 1 through August 31






Read along with The Library during the Summer Reading Challenge! Earn points by logging books, writing reviews, creating picture reviews, and completing

activities. Children ages 5 and under only need 100 points to earn a free book and get entered in drawings for other fun prizes.



May 2024 Activity Calendar

Activities in bold print are for all ages. Activities in plain text are good to share with preschoolers.

Sunday	Monday	Tuesday	Wednesday	Thursday	Friday	Saturday
			1 Take turns saying as many words as you can that rhymes with May.	2 Practice writing the letter m. 	3 Sing a favorite song as your child gets ready for bed.	4 Play "Riddle Me" Make up riddles for your child to solve.
5 It's National Astronauts Day. Use a paper plate to make an astronaut helmet.	6 String cereal on yarn or pipe cleaners to make a birdfeeder.	7 Which is heavier? Compare different pairs of objects and have your child identify which is heavier?	8 Sing "A Song of Flowers." See newsletter for the lyrics.	9 Visit the Library. 	10 It's National Clean Your Room Day. Read How Do Dinosaurs Clean Their Rooms?	11 Make Mother's Day cards. Have your child sign their name on the cards they make.
12 Read a book about a mother. 	13 Play with playdough. Working the dough strengthens muscles used for writing.	14 Use safety scissors to cut strips of paper. Use strips to add grass to a picture.	15 If it is sunny today, explore the shadows toys make.	16 Dance to music and freeze when the music stops. Start and stop the music several times.	17 Blow bubbles and watch where they float. Track the bubbles with your eyes.	18 Invite your child to write an email or text message to a friend or relative.
19 Access and read a book on Bookflix. Find a link at dcls.org/ebooks/ .	20 Practice counting to twenty. You can count all your fingers and toes if you like.	21 Go outside and play a game of tag. Have your child answer a question each time they are tagged.	22 Sing the "Itsy Bitsy Spider" song. 	23 When reading a book, stop before the end and ask your child to predict what will happen next.	24 Draw a story about an animal. 	25 Plant a seed. Ask your child to name the materials and equipment you use.
26 Look at family photos and share stories about them.	27 Act something out from a story you have read.	28 Set up a toy carwash outside. 	29 Oh, Baby! Find out and share what we call baby cows, pigs, horses, dogs, cats, and others.	30 Recite a favorite nursery rhyme like "Hey Diddle Diddle"	31 Register for the Summer Reading Challenge at The Library.	