

Open for Discovery



William H. & Marion C. Alexander Family Library (AFL)
200 West 2nd Street
Hummelstown, PA 17036
717.566.0949

East Shore Area Library (ESA)
4501 Ethel Street
Harrisburg, PA 17109
717.652.9380

Elizabethville Area Library (EV)
80 North Market Street
Elizabethville, PA 17023
717.362.9825

Johnson Memorial Library (JOH)
799 East Center Street
Millersburg, PA 17061
717.692.2658

Kline Library (KL)
530 South 29th Street
Harrisburg, PA 17104
717.234.3934

Madeline L. Olewine Memorial Library (MOM)
2410 North 3rd Street
Harrisburg, PA 17110
717.232.7286

McCormick Riverfront Library (MRL)
101 Walnut Street
Harrisburg, PA 17101
717.234.4976

Northern Dauphin Library (ND)
683 Main Street
Lykens, PA 17048
717.523.0340

DCLS.ORG
Your Ninth Library
Open 24 hours a day, 7 days a week.
Visit now!
24/7 RENEWALS
Toll Free 1.877.709.2690

MARCO
Your Exploration Station
Out and about in your community

Join our social media community

facebook.com/DCLS.PA

dcls.org/FBkids

dcls.org/FBadults

twitter.com/dcls_library

instagram.com/dcls_library

dcls.org/youtube

tiktok.com/@dcls_library



Newsletter

November 2023

Talking

Stepping Stones to Milestones

Roar!



Developed by our team of educators and librarians, Stepping Stones to Milestones is a cohesive storytime experience. We aim to help children get ready to start school and to position parents and caregivers as their child's first teacher. During storytime early literacy development is supported and modeled through these five practices.

1. Singing
2. Talking
3. Reading
4. Writing
5. Playing

These practices that build a rich literacy environment are easy to do and can be done anywhere.

Create Discovery Baskets

Create discovery baskets using containers and objects from around the house. Take out each item from the basket and talk about it. This supports vocabulary development. Let babies and toddlers play with items in the basket.



Try these songs or rhymes at home!

Babies:

Bouncing bouncing, baby on my knee (*gently bounce baby on knee*)
Bouncing, bouncing, one, two, three
Rocking, rocking, baby on my knee (*gently rock baby*)
Rocking, rocking, one, two, three
Clapping, clapping, baby on my knee (*clap hands*)
Clapping, clapping, one, two, three

Toddlers:

A turkey is a silly bird.
His head goes wobble, wobble.
And all he knows is just one word.
Gobble, gobble, gobble.

Preschool: Sung to the tune of "Frere Jacques"

We eat turkey.
We eat turkey.
Oh, so good.
Oh, so good.
Always on Thanksgiving
Always on Thanksgiving
Yum, yum, yum
Yum, yum, yum

(Repeat with potatoes, corn, squash, pie, or any food your family eats on Thanksgiving)



November Booklist

0-3 years

The Very Hungry Caterpillar by Eric Carl

Jamberry by Bruce Degen

How do you say? = ¿Cómo Se Dice? by Angela Dominguez

Five Little Thank-Yous by Cindy Jin

Let's Say Hello: Learn 12 Different Languages! illustrated by Erica Sirotich

3-5 years

Wombat said Come In by Carmen Agra Deedy

Shout! Shout it Out! by Denise Fleming

Anywhere Artist by Nikki Slade Robinson

We Give Thanks by Cynthia Rylant

How Do Dinosaurs Eat Their Food? by Jane Yolen



I'm Glad
I'm Not a
Turkey

Sung to:
"Did You Ever
See a Lassie?"

Oh, I'm glad I'm not a turkey, a turkey,
a turkey,

Oh, I'm glad I'm not a turkey on
Thanksgiving Day.

They'll stuff you and baste you and
then they will taste you. Oh, I'm glad
I'm not a turkey on Thanksgiving Day!



Talking

is one of the best ways
for parents and caregivers
to support future reading
success.


When parents and caregivers engage
in conversation with children,
children hear more words. Take
advantage of the many opportunities
during the day to converse with
children including when you are:

- Doing daily routines
- Riding in the car
- Getting ready for bedtime
- Taking a walk
- Making dinner
- Sharing a book or game

*Listening to
children is just
as important.*






Children need more time to figure
out what and how to say what's on
their mind. Be patient as children
work out their replies.

Session 7: November 6, 2023 – December 9, 2023

Monday	Tuesday	Wednesday	Thursday	Friday	Saturday
All Ages Storytime 10:00 AM ESA	Born to Read 9:30 AM ESA Born to Read 10:15 AM EV Toddler Storytime 10:15 AM AFL Born to Read 10:30 AM ESA All Ages Storytime 11:00 AM MRL	Toddler Storytime 9:30 AM ESA Toddler Storytime 10:15 AM EV Born to Read 10:15 AM AFL Toddler Storytime 11:00 AM ESA	All Ages Storytime 10:15 AM KL Preschool Storytime 10:15 AM AFL Preschool Storytime 10:15 AM EV	Preschool Storytime 9:30 AM ESA Preschool Storytime 11:00 AM ESA	 <p>Storytime Kits are available at the Library. Use the kit to participate in storytime activities at home or in The Library. Kits contain one shaky egg, one scarf, one bean bag, and a pair of lummi sticks.</p>

November 2023 Activity Calendar

Activities in bold print are for all ages. Activities in plain text are good to share with preschoolers.

Sunday	Monday	Tuesday	Wednesday	Thursday	Friday	Saturday
			1 November begins with N. Write or trace letter N.	2 It's Look for Circles Day. Find circles around the house and in pictures.	3 Visit the library and explore the nonfiction collection.	4 Play musical hide and seek. Use your phone to play music. Hide phone and encourage children to find it.
5 After you read a book, have your child draw a picture about the book.	6 Make a squishy bag with flour, water, food coloring, and a zipper bag. Use fingers to write letters on the outside of the bag.	7 It's election day. Have your child vote on your dinner options.	8 Make popcorn and discuss what makes the kernels pop. 	9 Use popcorn kernels, rice, or beans to make a shaker using paper plates.	10 Make sock puppets and put on a show.	11 Dance to children's music. Freeze when the music is paused. 
12 Learn how to say, "Thank you" in other languages including sign language.	13 It's World Kindness Day. Read a book about kindness.	14 Find words that begin with the same sound as your child's name	15 Use recyclable materials to create an art project.	16 Is it bigger than a turkey? Compare animals that are bigger and smaller than a turkey.	17 Play catch with a football or other type of ball. 	18 Have children help you cross off the items on your grocery list.
19 Visit the library.	20 Practice scissors skills by cutting strips of paper to make a woven placemat. 	21 Read a Native American story or fairy tale.	22 Sing "I'm Glad I'm Not a Turkey." See newsletter for lyrics.	23 Happy Thanksgiving! Share what you are thankful for. 	24 Tell your child stories about your family.	25 Have fun naming or making up silly words that rhyme with pie.
26 Talk to your child describing the world around you.	27 Use playing cards and place them in ascending order.	28 Pour 1 cup of water into a clear container. Stir in 1 tsp baking soda, and 1 tsp rice. Then add 1 Tbs of vinegar. Watch the rice begin to dance!	29 Cover a piece of paper with letters and have your child connect all the a's, b's, or other letters.	30 For babies: Play tissue box hide and seek to build object permanence. Place socks inside box and have baby pull out socks. Place socks back inside and repeat.		