

Open for Discovery



**William H. & Marion C. Alexander
Family Library (AFL)**
200 West 2nd Street
Hummelstown, PA 17036
717.566.0949

East Shore Area Library (ESA)
4501 Ethel Street
Harrisburg, PA 17109
717.652.9380

Elizabethville Area Library (EV)
80 North Market Street
Elizabethville, PA 17023
717.362.9825

Johnson Memorial Library (JOH)
799 East Center Street
Millersburg, PA 17061
717.692.2658

**George & Hettie Love
Memorial Library (LOV)
(formerly Kline Library)**
530 South 29th Street
Harrisburg, PA 17104
717.234.3934

**Madeline L. Olewine
Memorial Library (MOM)**
2410 North 3rd Street
Harrisburg, PA 17110
717.232.7286

McCormick Riverfront Library (MRL)
101 Walnut Street
Harrisburg, PA 17101
717.234.4976

Northern Dauphin Library (ND)
683 Main Street
Lykens, PA 17048
717.523.0340

DCLS.ORG
Your Ninth Library
Open 24 hours a day, 7 days a week.
Visit now!
24/7 RENEWALS
Toll Free 1.877.709.2690

MARCO
Your Exploration Station
Out and about in your community

Join our social media community

facebook.com/DCLS.PA

dcls.org/FBkids

dcls.org/FBadults

instagram.com/dcls_library

dcls.org/youtube

tiktok.com/@dcls_library



Newsletter

February 2026

Writing



Developed by our team of educators and librarians, Stepping Stones to Milestones is a cohesive storytime experience. We aim to help children get ready to start school and to position parents and caregivers as their child's first teacher. During storytime early literacy development is supported and modeled through these five practices.

1. Singing
2. Talking
3. Reading
4. Writing
5. Playing

These practices that build a rich literacy environment are easy to do and can be done anywhere.

Pre-writing skills are the basic lines and shapes needed to form letters and include:

Vertical line
Horizontal line
Circle shape
Triangle shape
Cross shape
Diagonal line
X shape



Children develop these skills through practice with some skills being mastered before others.

Try these songs and rhymes at home!


Babies: Baby, Baby, Smile At Me
(Tune: London Bridge)

Baby, baby, smile at me,
Bounce child on knees
Smile at me, smile at me,
Baby, baby, smile at me,
I love you, my baby.
Kiss child's cheek

Additional Verses:
-Baby, baby, clap with me, *Clap hands*
-Baby, baby, dance with me, *Gently sway child*

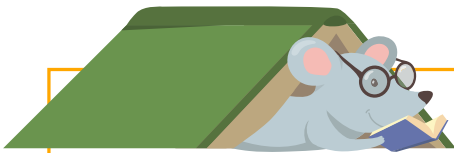
Toddlers: I Can Make A Heart

I put my hands together
Touch thumbs together
This is how I start
I curve my fingers right around
Curve fingers to form arcs.
And I can make a heart!



Preschoolers: Valentines, Valentines (*Touch a finger for each person*)

Valentines, valentines, how many do you see?
Valentines, valentines, count them with me.
One for mother, one for father, one for grandma, too.
One for sister, one for brother, and
Here is one for you!
(make heart shape with hands)



February Booklist

0-3 years

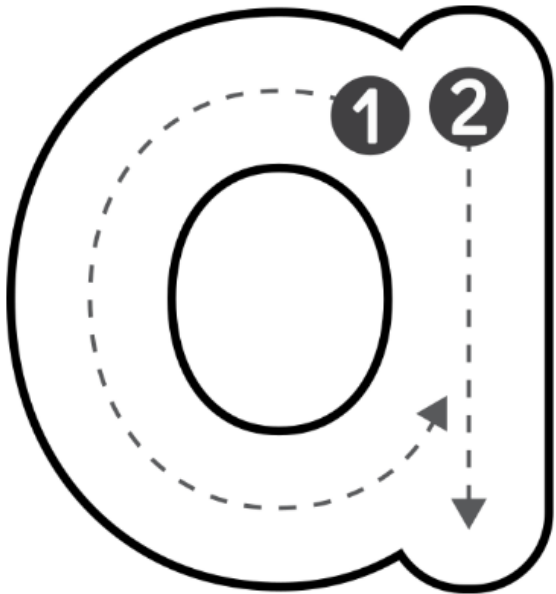
Group Hug! by Sophie Aggett
I Love You, Nose! I Love You, Toes! by Linda Davick
Leo, Rise and Shine! by Anna McQuinn
Bear Came Along by Richard T. Morris
I Love You Always by Rachel Piercey
Peekaboo Love by Camilla Reid

3-5 years

Mae Among the Stars by Roda Ahmed
Virgil & Owen Stick Together by Paulette Bogan
Don't Hug Doug by Carrie Finison
The Snow Thief by Alice Hemming
Plant a Kiss by Amy Krouse Rosenthal
An Alphabet of Hugs by Emily Snape
Grumpy Groundhog by Maureen Wright



Trace letters with your finger.




Give these early writing activities a try.

- Wiggle fingers and do fingerplays.
- Grasp and hold toys like rattles.
- Play with baby’s fingers with rhymes and songs like “This Little Piggy.”
- Practice waving “hello” and “goodbye.”
- Help your toddler turn the pages of a book.
- Let toddler self-feed with fingers or utensils.
- Pull out the play dough and let your children explore.
- Encourage scribbling and early art play. Display your children’s drawings.
- Model writing in everyday life, like when you make a grocery list.
- Help your child trace lines with their pointer finger.

February 2026 Stepping Stones to Milestone Schedule of programs
Session 1 is January 4 to February 7
Session 2 is February 15 to March 21












Monday	Tuesday	Wednesday	Thursday	Friday	Saturday
All Ages Storytime 9:30 AM ESA	Born to Read 9:30 AM ESA	Toddler Storytime 9:30 AM ESA	Preschool Storytime 10:15 AM LOV	Preschool Storytime 9:15 AM ESA	
Toddler Storytime 10:15 EV	Born to Read 10:15 AM EV	Born to Read 10:15 AM AFL	Preschool Storytime 10:15 AM AFL	Preschool Storytime 10:15 AM ND	
	Toddler Storytime 10:15 AM AFL	Toddler Storytime 10:15 AM EV	Preschool Storytime 10:15 AM EV	Born to Read 10:15 AM LOV	
	Toddler Storytime 10:15 AM LOV	Toddler Storytime 11:00 AM ESA	Toddler Storytime 10:15 AM ND	Born to Read 10:30 AM ESA	
	Preschool Storytime 11:00 AM ESA				

Sticker line up.
Child will peel and place sticker dots along a line or a letter. This builds hand strength and eye-hand coordination.



February 2026 Early Literacy Activity Calendar

Activities in bold print are for all ages. Activities in plain text are good to share with preschoolers.

Sunday	Monday	Tuesday	Wednesday	Thursday	Friday	Saturday
1 How many words can you name that rhyme with heart?	2 It's Groundhog Day. Look for your shadow. Use a lamp if it is cloudy.	3 Crumple paper to make "snowballs" and throw them at a target. Crumpling paper builds hand muscles.	4 Visit the library! 	5 February begins with letter F. Name other words that begin with F.	6 Move a flashlight beam across the wall at bedtime and have children track the light with their eyes. 	7 Place flour on a pizza pan and have children practice making letters using their fingers. 
8 Ask your child to retell a familiar fairy tale. 	9 It's National Pizza Day. Make a pizza and count how many toppings you put on your pizza.	10 Dance to a favorite song to exercise your heart. 	11 It's Mo Willems' Birthday. Read a book by this author. 	12 Make valentines to give to friends and family. Sign your name on the cards. 	13 Candy heart science: Sort by color and place hearts in glasses of water- one for each color. Stir and watch what happens.	14 Happy Valentine's Day. Make some paper hearts, cut in half using different patterns and have children match heart halves.
15 Explore sound effects at www.kidsoundboard.com 	16 Pretend to operate a pizza restaurant, making pizzas, taking orders, and delivering pizzas.	17 Recite one of the rhymes from the newsletter.	18 Red, pink, and purple. Have your child find objects in each of these colors from around the house.	19 Practice scissor skills by cutting out hearts. 	20 Sing favorite nursery songs. 	21 It's National Hug Day. Read a book about hugs.
22 Visit the library! 	23 Provide small, medium, and large hearts for children to sort.	24 Read a book with strong Black characters in celebration of Black History Month.	25 Count together the number of days in the month of February.	26 Play a game of musical chairs. Sit in the closest chair when the music stops. Identify the color label on that chair.	27 It's National Polar Bear Day. Use a white paper plate to make a polar bear.	28 Take a walk outside and discuss the things you see.